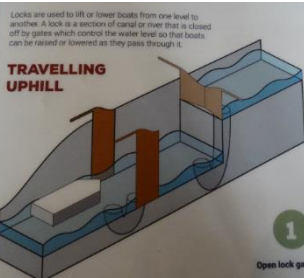
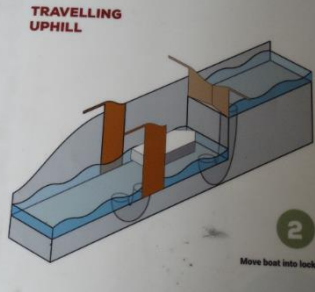


Starbank Primary Weekly Online Curriculum

Y4 Summer 2 Term-Week 7

Week Beg: 13 th July	English Topic: Poetry	Maths Topic: Number	Non-core Topic Geography-Canals	Physical Activity PSHE RE Computing Spanish
	Session 1: English Task	Session 2: Maths Task	Session 3: Topic Task	Session 4: Task
Monday	<p>What do the terms intonation, tone and volume mean? Why are they important? Why is intonation important? (It expresses the meaning behind what is said). e.g. "It's raining." – this could be said both as a sad statement, as a surprise or as a happy statement.</p> <p>You need to come up with your own sentence and practise changing your voice to alternate the meaning each time. Your expression will be how the audience understands the meaning of your poem.</p> <p>Watch Michael Rosen videos https://www.youtube.com/watch?v=tWrOeNKvtHI</p> <p>Discuss with a family member what is so entertaining about him?</p> <p>Main activity</p>	<p>LO: to order amounts in ascending and descending order.</p> <p>What do the terms ascending and descending mean? Ascending = smallest to largest. Descending = largest to smallest.</p> <p>Below are some amounts including pounds and pence.</p> <div data-bbox="806 1077 1164 1141" style="border: 1px solid black; padding: 5px; display: flex; justify-content: space-around;"> 267p £0.26 276p £27. </div> <p>Can you order the amounts in ascending order? What do we need to do first? Discuss that WE need to change the amounts, so they are all in</p>	<p>LO To apply knowledge of canal construction, to understand the lock mechanism</p> <p>Complete the comic strip about lock mechanisms (See resources- wb 13th July)</p> <p>Example of how your pictures can look:</p>  <p>TRAVELLING UPHILL</p> <p>Locks are used to lift or lower boats from one level to another. A lock is a section of canal or river that is closed off by gates which control the water level so that boats can be raised or lowered as they pass through it.</p> <p>1 Open lock gate</p>	<p>PE daily-9.00 Joe Wicks https://www.youtube.com/playlist?list=PLyCLOpd4VxBvQafyve889qVcPxYEjdSTI</p> <p>Other PE Just dance-youtube Cosmic Yoga-youtube</p> <p>Athletics Using the skills you've learned over the past weeks, create a mini Olympics for your family. Can you include: Running Throwing Jumping Who is the best at each activity?</p>

	<p>Allow your child some time to orally rehearse their poems and then perform with intonation and expression.</p>	<p>pounds or pence to make it easier to order the numbers.</p> <p>Main activity Order amounts in ascending and descending order and answer a reasoning question. See resources wb 13th July</p> <p>Children can use the worksheet and work up until where they are comfortable.</p>		
Tuesday	<p>Now we will be looking at rhyming poetry, what is rhyming poetry? How would you describe a rhyme? <u>Rhyming Poetry</u> Lots of poems have rhyme within them. Sometimes the rhyme is internal (middle) where the rhyme occurs within one single line of a verse. On other occasions, the rhyme occurs at the end of a line. Commonly, the ends of the first and third-line rhyme and the ends of the second- and fourth-line rhyme.</p> <p>Complete the sheet with features from a poem about The River. (link to geography)</p>	<p>LO: To estimate amounts of money.</p> <p>What is estimation? Estimation means to find something close to the correct answer. In other words, you are approximating.</p> <p>Use the following example to round amounts of money to the nearest pound by using a number line.</p>	<p>LO To apply knowledge of the local history to identify and discuss the importance of canals in the past and today.</p> <p>What are canals used for today? Fishing, tourism, living, living museum, cycle paths, parties/ afternoon tea, recreation, health and fitness <i>why are these uses important? Why may the uses have changed compared to older times?</i></p>	<p>PSHE Write down 5 of your favourite things we have done in Year 4 Now write down 5 things you are looking forward to in Year 5</p>

The River

I came from the sunny valleys
And sought for the open sea,
For I thought in its gray expanses
My peace would come to me.

I came at last to the ocean
And found it wild and black,
And I cried to the windless valleys,
"Be kind and take me back!"

But the thirsty tide ran inland,
And the salt waves drank of me,
And I who was fresh as the rainfall

Am bitter as the sea.

See resources wb 13th July

(If it's above 50p we round it to the next pound, if it's below 50p we round it down to the nearest pound).

e.g.
£8.38 would be rounded down to £8
£4.74 would be rounded up to £5

What is over estimating?
What is under estimating?

Repeat with further examples, practising on their paper.

£4.13
£3.29
£1.79
£39.74
£85.82
£93.70

Main activity
Estimate price tags. See resources wb 13th July

Think about the learning so far, including the purpose of the canals that were built in the past. Focus specifically on Birmingham and Brindley.

Were canals more important then, or now? Why?

Focus on narrow boats- you research narrow boats? What did narrow boats look like? Why did the look this way?

Consider their purpose. Compare to a narrow boat today, how has the look changed? Why?

Activity- a comparison between the uses of canals in the past and the present. Focus on narrow boats and their uses

Past	Present

See resource wb 13th July

Wednesd
ay

Read The River by Valerie bloom

LO: To estimate and calculate each amount.

L.O to apply knowledge of the local history to identify and discuss the importance

RE
LO: To be able to retell a creation story.

The River

by Valeire Bloom

The River's a wanderer,
A nomad, a tramp,
He doesn't choose one place
To set up his camp.

The River's a wander,
Through valley and hill
He twists and he turns,
He just cannot be still.

The River's a hoarder,
And he buries down deep
Those little treasures
That he wants to keep.

The River's a baby,
He gurgles and hums,
And sounds like he's happily
Sucking his thumbs.




The River's a singer,
As he dances along,
The countryside echoes
The notes of his song.

The River's a monster
Hungry and vexed,
He's gobbled up trees
And he'll swallow you next.

Ask children to round amounts of money to the nearest pound.
Child to demonstrate how to round each item to the nearest pound

- What are the rules of rounding?
- Which number do we look at? Why?

Complete the estimate by rounding each amount and adding the rounded amounts.

Item 1	Item 2	Approximate
 £2.82	 £2.11	
Item 1	Item 2	Approximate
 £3.72	 £3.90	

Remember when we find an approximate answer, we are not expecting to find the exact answer.

Main activity

To estimate and calculate each amount on the worksheet provided- lesson 5 See resources wb 13th July

of canals in the past and today.

Using your research from yesterday
Activity-design your own narrow boat for use in the olden days.
include reasons for their design e.g. I have chosen to include a water theme because my narrow boat is used for fishing and tourism.
Focus on the physical features it needs to have a label these.
(There is a template if you need it)
See resources- wb 13th July

Think back to what we focused on last week in RE.

Main Activity 1

Today you will practice creating a creative dance which shows the creation story. You can choose any creation story to focus on. But remember you are NOT allowed to act as God.
If you can, get a sibling or parent to join in and be a part of your dance.

Activity 2

Retell a creation story. If you like, you can make some props to use when retelling the story. Remember, you choose which story you would like to retell.
See resources- wb 13th July

	<p>What poetic features can you spot? Where is the rhyme? Which words rhyme?</p> <p>Today we are going to plan our own poem about a River.</p> <p>Think about these things:</p> <table border="1" data-bbox="241 517 777 922"> <thead> <tr> <th>Feature</th> <th>Examples</th> </tr> </thead> <tbody> <tr> <td>Adjectives</td> <td></td> </tr> <tr> <td>Rhymes</td> <td></td> </tr> <tr> <td>Personification</td> <td></td> </tr> <tr> <td>Similes</td> <td></td> </tr> <tr> <td>Onomatopoeia</td> <td></td> </tr> </tbody> </table>	Feature	Examples	Adjectives		Rhymes		Personification		Similes		Onomatopoeia				
Feature	Examples															
Adjectives																
Rhymes																
Personification																
Similes																
Onomatopoeia																
Thursday	<p>Today we will be drafting our poem using our plans</p> <p>Here's how the poem could start</p> <p>Start with: The River's a _____</p>	<p>LO: To estimate and solve money problems</p> <p><small>Jenny has £15 to spend at the theme park. She rides on the roller coaster which costs £4.34 She rides on the big wheel which costs £3.85 How much change will she approximately have?</small></p> <p>What does approximately mean?</p>	<p>L.O. To research a canal</p> <p>Spend two sessions research a famous canal of your choice- create an information poster.</p> <p>When was it built? Why was it built Who built it? What was its purpose?</p>	<p>Computing</p> <p>Re-open your PowerPoint. Today we are focusing on adding in pictures. Using the internet save some pictures of your animal to your computer. Go to insert- pictures- then where you saved them Make sure you add relevant pictures.</p>												

	<p>The River's a player. Hiding and searching, He looks for a path, Leaning and lurching.</p> <p>Remember the 2nd and 4th lines rhyme</p> <p>Some help.... A player, A child, An explorer, A snake, A doctor, A Swimmer, A Flower.</p>	<p>How many steps are there to this problem? What do we need to do first?</p> <ol style="list-style-type: none"> 1. Read the problem 2. Underline the amounts 3. How much money does she have to spend? £15 4. How much does she spend on the roller coaster? £4.34, then she rides on the big wheel and spends a further £3.85. 5. Add the two amounts together that she has spent. £8.19 6. She had £15, take away £8.19. 7. She is now left with £6.81 (Remember to give an approximate answer- that would be £7). <p>Remember you can use column addition or column subtraction to help you solve the problems.</p> <p><u>Main activity</u></p>	<p>Has the purpose of it changed? Where is it? Can you sketch it?</p>	<p>Spend the rest of the session making sure your PowerPoint is full of interesting information and has used a variety of computer skills. Now can you attach your PowerPoint to an email and send it to a friend? Use your skills from Year 3.</p>
--	--	--	---	---

		<p>Children to use estimation to solve some money problems – lesson 6 See resources wb 13th July</p>		
<p>Friday</p>	<p>Spend some time editing your work. Look at the Success Criteria: Rhyme every 2nd and 4th line Adjectives Similes Personification Onomatopoeia</p> <p>Now write up your poem practising your joins. See resources wb 13th July</p> <p>You can illustrate your poem too.</p> <p>Extension- perform your poem.</p>	<p>LO: To solve problems, involving all four operations using money.</p> <p>Work through this problem with someone in your family.</p> <p>In the sale, I bought some clothes for half price.</p> <ul style="list-style-type: none"> • Jumper £14 • Scarf £7 • Hat £2.50 • T-shirt £6.50 <p>How much would the clothes have been full price? How much would have I paid altogether full price? How much do I pay in the sale? How much have I saved?</p> <p>Main activity: Solve problems involving all four operations, with money. See resources wb 13th July</p>	<p>L.O. To research a canal Spend two sessions research a famous canal of your choice- create an information poster. When was it built? Why was it built? Who built it? What was its purpose? Has the purpose of it changed? Where is it? Can you sketch it?</p>	<p>Spanish</p> <p>Let's start the lesson today with a quizlet game. You need to match up the Spanish and English words: https://pln.myvle.co.uk/get.php?4L24272X62a2925_4645424252a21_42U324242756572X6575426242524232a56265350</p> <p>Now it is your turn to create your very own alien or monster! Use your imagination to include a variety of parts of the body that we have been learning – remember you can always refer to the videos we have previously watched. You can find attached a worksheet to give you some ideas of how to draw it, but try to use your own creativity.</p>